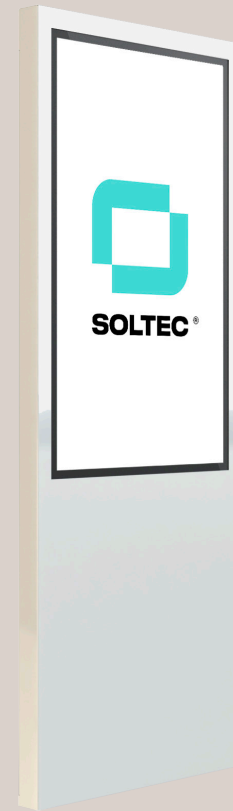


SMUP650C-10

DATA SHEET

MUP C Line



MUP C Line · Digital Signage

With a classic design, this Totem is the most cost affordable line with a housing made of painted steel with straight edges.



SMUP650C-10

SOLTEC
TECHNICAL SPECIFICATIONS

DIGITAL SIGNAGE

MUP C Line

GENERAL DESCRIPTION

Digital Multimedia Totem with 65" Professional TFT panel Built-in. Housing made of painted steel with straight edges from our MUP-C Line. Designed to be fixed to the floor internally with no visible screws. It can be painted at any RAL Colour. Available with a full range of options detailed in the next page.

Full range of options available.



DISPLAY

Panel Technology	S-PVA Edge LED
Display Area (mm)	1428.48 (H) x 803.52 (V)
Size	64.53"
Pixel Pitch (mm)	0.372 x 0.372
Screen Aspect	16:9
Native Resolution	3.840 x 2.160
Viewing Angle UDLR	89°/89°/89°/89°
Contrast Ratio	4000:1 (Typ)
Brightness cd/m2	500 (Typ)
Colors	10 B Colors
Response Time	8ms Ton +Toff
Life Time (hours)	60.000

CONNECTIVITY

Digital Input	2xDVI-D 2xDP
Auto Detection	Yes
No Signal Detected	Standby Mode
Identification	DDC2Bi EDiD v1.3

ELECTRICAL

Power Supply Input	110/120VAC 50-60Hz
Power consumption for the standad reference	190W
Energy Management	VESA DPMS

MECHANICAL (SMUP650C-10)

Net (mm)	2425x1125x145
Base (Optional)	1270x350
Packing (WxHxD)	2500x1200x480
Net Weight (Kg)	110

ENVIRONMENTAL CONDITIONS

Operation Temperature	-5° to 50°
Storage Temperature	-20° to 60°
Operation Humidity (%)	10 to 90
Storage Humidity (%)	10 to 90

OTHERS

Certifications	CE; RoHS
Plug & Play	VESA DDC2Bi
Accessories	Mains Power Cord User Manual

ORDERING INFORMATION

SMUP650C-10	Standard 65.0" MUP-C Line
-------------	---------------------------

* See ordering information options at next page

Specifications subject to change without prior notice

SMUP650C-10

SOLTEC

STANDARD AVAILABLE OPTIONS

DIGITAL SIGNAGE

MUP C Line

65.0" Professional Digital Multimedia Totem

Wifi



Touch Screen




Protective glass



Built-in PC



Built-in DMP




Speakers



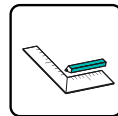
Outdoor Housing



High Brightness



Housing Customization



ORDERING INFORMATION OPTIONS

PC-J3455

Built-in Industrial PC with Intel Quadcore J3455, RAM 4GB DDR3/120GB SSD, Intel HD Graphics Chipset

I3 - CPU

Intel i3 CPU upgrade

I5 - CPU

Intel i5 CPU upgrade

I7 - CPU

Intel i7 CPU upgrade

8RAM

8GB RAM DDR3 upgrade

16RAM

16GB RAM DDR3 upgrade

32RAM

32GB RAM DDR3 upgrade

PCT650DP

65.0" Projected Capacitive Touch Screen (Outdoor)

PCT650IN

65.0" Projected Capacitive Touch Screen

IR-650-X

65.0" Infrared Technology (X=2/6/12/32) simultaneous touches

DMP-HD224

Built-in FullHD Digital Media Player

DMP-XD234

Built-in 4K Digital Media Player

650HB

2500cd/m² High Brightness TFT with High Trn 110° option

G650L

65.0" 6mm Laminated Protective Glass

G650LS

65.0" 6mm Laminated Protective Glass with black border serigraphy

G650AG

65.0" 6mm Anti-Glare Laminated Protective Glass

EXP-F

Expanded base with rubber feet

EXP-W

Expanded base with wheels

AMP-2W

Audio Amplifier + 2x 2W Speakers

RALxxxx

Customized RAL Color

OUTDOOR

Outdoor housing made of stainless steel

CUSTOM

Customized housing as per customer requirements



Specifications subject to change without prior notice

SMUP650C-10

SOLTEC
GENERAL DIMENSIONS

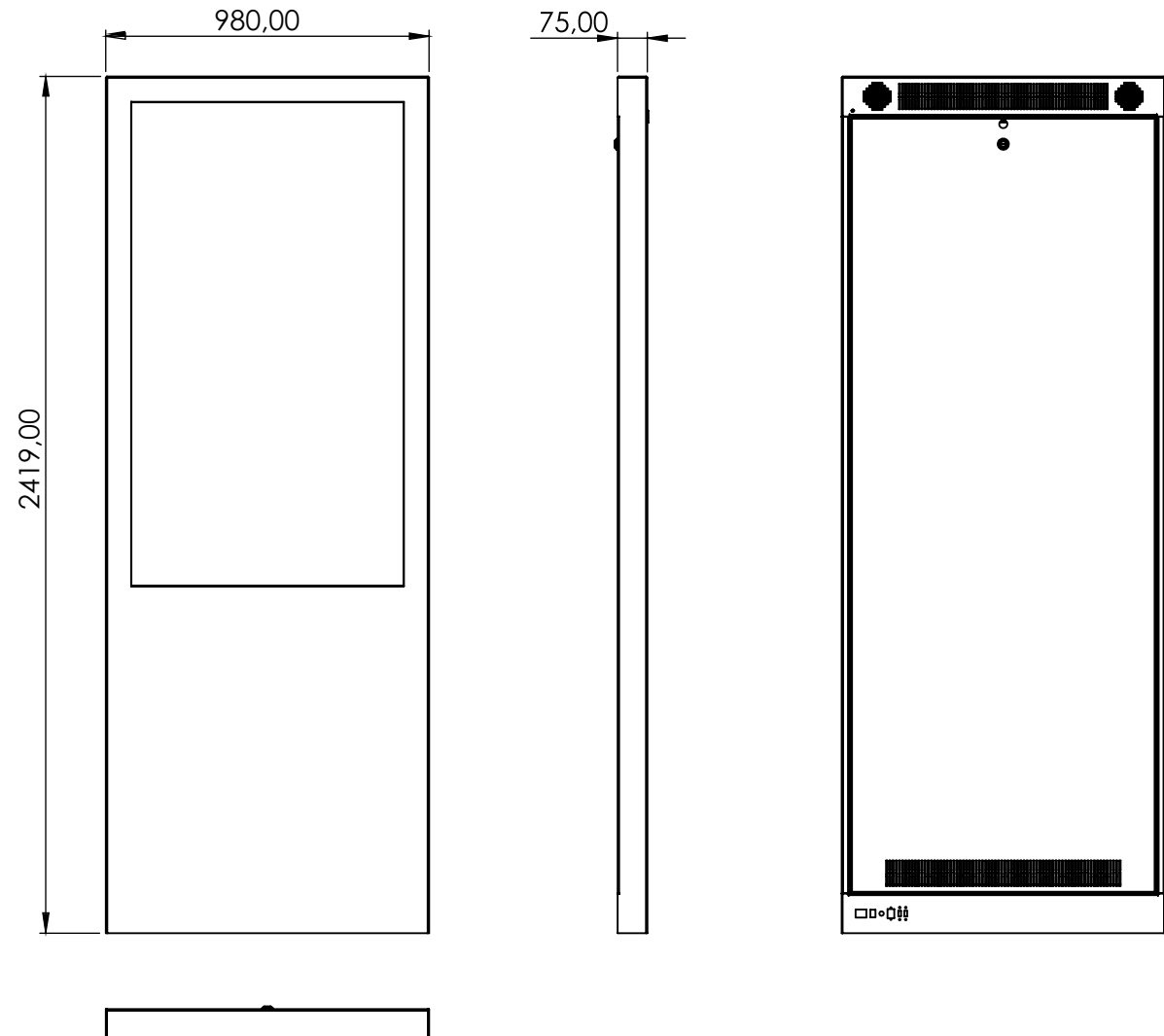
DIGITAL SIGNAGE

MUP C Line

CONSULTANTS & ARCHITECTS

Technical product description

Digital Multimedia Totems with with 65" Professional TFT Monitor Built-in. 4K 3.840 x 2.160 native resolution, contrast ratio 4000:1, brightness 500cd/m², perfect viewing angle 178°/178°. Painted steel housing with straight sides with internal holes to allow fix the totem from inside, so no visible screws. Designed to allocate a full range of options like front protective glass, touch screen, built-in PC, Digital Media Player, outdoor housing...



Illustrated standard model

